

Butterfly Life Cycle



matching
writing
coloring **ACTIVITY**

PAGE 2

PASTA CRAFT/ACTIVITY

PAGE 3

HANDWRITING/DRAWING EXERCISE

PAGE 4

COLORING/CUTTING ACTIVITY

© *Mama & Miss Designs*
www.mamamiss.com

Non-Commercial. For Personal Use Only.
By downloading this file you are agreeing to the "Terms Of Use".

READ ["TERMS OF USE"](#)

MATERIALS

* → Dried Pasta:

● far-falle ● rotini ● small shells ● medium shells

* → White Glue

DIRECTIONS

Using the pasta, represent the stages of the Butterfly Life Cycle. Glue them down on the corresponding leaves.



Egg



Larva
{caterpillar}

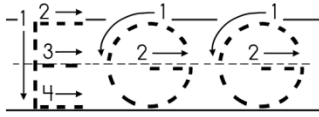


Pupa
{chrysalis}



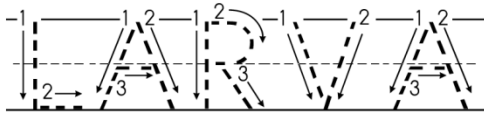
Butterfly

EGG



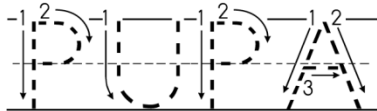
A large empty rectangular box for drawing a picture of an egg.

LARVA



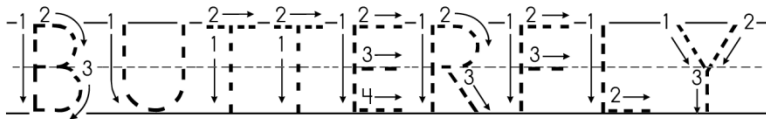
A large empty rectangular box for drawing a picture of a larva.

PUPA



A large empty rectangular box for drawing a picture of a pupa.


BUTTERFLY



A large empty rectangular box for drawing a picture of a butterfly.

DIRECTIONS

After writing out the letters, draw a picture in the empty box of the corresponding word.



Monarch Butterfly